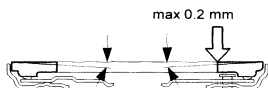


Section 4 Power transmission

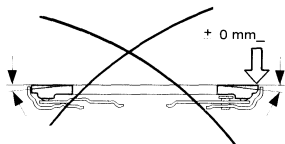
Group 41 Clutch

Technical data

Pressure plate, maximum distortion (see illustration below) ..	0.2mm/8"
Clutch pedal, travel	130mm/5.12"



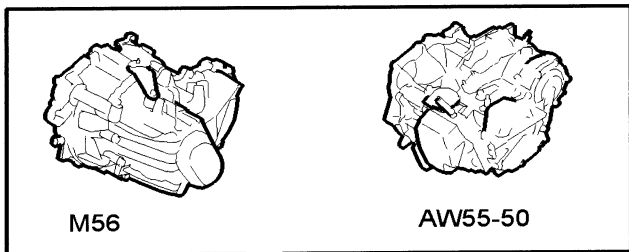
A430053



Tightening torques

Component:		Torque:
Pressure plate, flywheel	Nm/lbf ft.	25/18
Mounting screws, master cylinder	Nm/lbf ft.	25/18
Clutch slave cylinder	Nm/lbf ft.	10/7.5

Group 43 Gearbox


 2000321n © **VOLVO**

H02000701

Manual gearboxes, gear ratios:

Type of gearbox	M56H	M56L	AW55-50 (2.44)
Gear:			
1st gear	3.07:1	3.38:1	4.77:1
2nd gear	1.77:1	1.90:1	3:1
3rd gear	1.19:1	1.19:1	2:1
4th gear	0.87:1	0.87:1	1.32:1
5th gear	0.70:1	0.70:1	1.02:1
Reverse gear	2.99:1	3.30:1	3.23:1
Final drive See section: Type and model year designation and chassis number.			

S60

Group 4 3 Gearbox

Tightening torques, manual gearboxes

Screwed joint:	Nm / lbf ft.
Starter motor-gearbox	40/30
Bell housing-cylinder block:	
Petrol engine M 10 x 40 and M 10 x 70	50/40
Diesel engine M 12 x 50	80/60
Diesel engine M 8 x 40	25/20
Bracket, gear selector	25/20
Gear selector assembly M 8 x 70	25/20
Switch for back-up (reversing) lamp	25/20
Cable grommet, firewall M6 nut	6/4
Engine mountings	50/40
Plug for draining / checking oil level	35/26

Tightening torques, automatic gearbox:

Screw mounting	Nm / lbf ft.
Drive plate - torque converter:	
Step 1	Nm/lbf ft. 20/15
Step 2	angle-tighten 40°
Gearbox:	
Engine	Nm/lbf ft. 50/37
Oil filler pipe, bracket	Nm/lbf ft. 24/18
Bracket for gearbox cable	Nm/lbf ft. 25/18.5
Nipple for coolant pipe	Nm/lbf ft. 30/22